

# “CUTTING REMARKS”

The Official Publication of the Old Pueblo Lapidary Club  
520-323-9154

## Officers

President - John Poole 777-5588

Vice President - Mike DeMeritt 203-8430

Secretary - Twink Monrad 297-9454

Treasurer - Mark Gibson 297-4412

## Board of Directors

2014 - 2014 Bob Powell 762-1089

2013 - 2014 Janelle Cortright 761-1924

2013 - 2014 Skip Barkley 546-1651

2014 - 2015 Diana Hara 572-0339


2014 - 2015 Dennis Murphy 490-9188

2013 - 2013 Pete Peterson 886-9021 (Advisor)

## Membership Chairperson

Wayne Klement 954-6298

Please join us **April 11th** at **9:00am** for the monthly meeting. There is an optional social hour that begins at 8:00am followed by an educational program at 9:00am, followed by the monthly meeting. Visitors are always welcome.



Articles or news to be included in the *Cutting Remarks* should be emailed to your Editor, Mike DeMeritt ([silverlininggemstones@gmail.com](mailto:silverlininggemstones@gmail.com)), or feel free to call him at 520-203-8430. Submission deadline is the 20<sup>th</sup> of each month. Thanks!

## THE PREZ SEZ ..... by John Poole



Spring has arrived! The days and nights are warming up and our members from the north are heading to their summer homes. Travel safe!

The Pima County Fair starts April 16th and goes through the 26th. With a little juggling we got our list of volunteers to man our booth, and some are doing more than one day! Dennis Murphy will be at the April 11 meeting to coordinate and receive items of jewelry, cabs, faceted stones, etc., to display at the fair. We will have two locked cabinets to show off works by the OPLC members.

Our tailgate sale wasn't as good as the one last October; however, it was enjoyable.

We had a good crowd and the weather was great! The Club had a table and sold some donated rocs and slabs.

Last month's raffle was the best ever! A big thank-you to our ticket sellers! I'll see you April 11th around 8am for coffee and treats. Don't forget, wear your OPLC badge and get a free raffle ticket with your purchase.

-John

Linda Rushton, President, Santa Cruz Nature & Heritage, Inc

We are in for a very unique treat for our April 11, 2015 OPLC monthly meeting. Our speaker will be Linda Rushton, from Nogales, Arizona. Linda is President and founder of the Santa Cruz Nature & Heritage Inc, the non-profit organization that sponsors two annual events: the 'Santa Cruz County Nature & Heritage Festival' and the 'Santa Cruz County International Film Festival'. Along with a board of directors and an army of community volunteers, Linda Rushton has been the heart and soul, as well as the committee chair of these events. All involved are all passionate about the unique history, rich culture, natural beauty and the people of Nogales, Santa Cruz County, Arizona, and Sonora, Mexico, and want to help promote the beauty and uniqueness of this area.

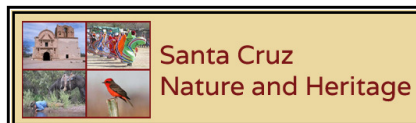
The upcoming Santa Cruz County Nature & Heritage Festival will take place April 16-18, 2015, in Nogales, Arizona. There are nature and birding tours scheduled, as well as wonderful speakers, including historians, authors and nature experts.

Linda will give details about this event, as well as the Santa Cruz County International Film Festival, that takes place in October, and celebrates the filming of over 100 movies in Santa Cruz County, Arizona.

Please visit their wonderful website at <http://natureandheritage.org/> where a complete schedule of events is listed.

Photos attached:

1. Santa Cruz County Nature & Heritage Festival banner
2. Linda Rushton at the 2014 Nature & Heritage Festival, by Helen Serras-Herman
3. Drawing attached is by Helen Serras-Herman, created especially for the 2013 Santa Cruz County Nature & Heritage Festival



**Front Cover Pictures:** See if you can figure out which famous **Diamond** this is, April's gemstone. Superb **Agatized Dino Bone** sports incredible colors and dramatic cell structure detailing.

Cutting Remarks, Volume 2015, Issue 4, April 2015. Published monthly by the Old Pueblo Lapidary Club, 3118 N. Dale, Tucson, AZ 85712. Telephone: (520) 323-9154, a non-profit organization.



## OPLC MONTHLY MEETING

MARCH 14, 2015

The meeting was brought to order by President John Poole following a very interesting program. Helen Serras-Herman presented a talk and power point with a review of the fabulous minerals to be seen at the 2015 Tucson Gem and Mineral Show. John Poole thanked Wolfgang Mueller and Jerry Glazman for contributing to tales of the Show; and also Casey Laverty, new member, brought some show and tell minerals and rocks he bought at his first TGMS show.

John thanked Natalie and Harold Hutton for bringing in the refreshments for the meeting.

Norma Lackow asked that anyone interested in bringing snacks for future meetings please call her at 742-7561. The Club now reimburses up to \$40 to cover the cost.

Membership: We have 32 new members, and all members who have not renewed are urged to do so in order to be able to use the Club facilities and go on field trips.

Several guests and new members were introduced and several new members stated that they joined OPLC as they had been told "this is the place to be!"

A motion passed to accept the February minutes as published in CUTTING REMARKS.

Treasurer's report will be filed for audit, and it was announced at the end of the day that a record \$319 was taken in with raffle

ticket purchases.

PIMA COUNTY FAIR OPLC BOOTH: Bob Powell is coordinating the volunteers and booth for the Fair which is held April 16-26. We have plenty of polished stones to hand out to kids, and Bob is looking for jewelry or other items made by OPLC members to have on display in a locked glass case during the Fair. He has a volunteer sign-up sheet in the kitchen.

Field trips: April 1<sup>st</sup> a rock trip is scheduled for Pearce, Az. no charge; April 6<sup>th</sup> a trip to San Carlos reservation for peridot, charge \$45 per person, and May 1-2 a petrified wood hunting trip to Taylor, AZ area, no charge but is overnight so will require renting a room.

SILVER SHOP NEWS: On Thursdays from 1PM to 4 PM there will be a class given by Giac D'Aquisto. Also, John Poole will have a silversmithing class beginning the first part of April.

FACETING CLASS: Billy Bob Riley will have a faceting class from 1-4 on Mondays and 6-9 Wednesday evenings. The class is six weeks and the \$45 charge will go to OPLC.

Door prize winner: Helen Ladd

ADJOURNMENT: 10:45 am,  
FOLLOWED BY TAILGATE SALE IN  
NORTH PARKING LOT

-Twink Monrad, Secretary

## APRIL GEMSTONE: DIAMOND

April's birthstone is nothing short of nature's most spectacular gemstone - the ever-loved and revered *diamond*. Diamond is among the so-called "native elements" - it is composed entirely of pure Carbon, and is thus a polymorph of graphite. Graphite is the stable form under low pressure-temperature conditions, diamond under high pressure-temperature conditions. This pair of polymorphs represents the largest contrast in mineralogy with respect to crystal structures and physical properties. In diamond, every C atom is tetrahedrally bonded to four other atoms with a covalent bond. In consequence, all of the atoms have their outermost electron shells completed, and this provides the structural explanation for the extreme hardness of diamond. Crystals are common, and often occur with curved faces. Twinned crystals on {111} (any of the four tetrahedral planes) can occur. It has perfect cleavage on these same planes - despite the extreme hardness, it is easily cleaved along any of the {111} planes. Diamond is brittle. It has a Moh's hardness of 10.0 (the hardest on the scale), and a density of typically 3.50. Diamonds are colorless to yellowish, also brownish or grayish, and more rarely pink, red, green, or blue; and can be black owing to inclusions (typically graphite). It has adamantine luster, and is transparent to translucent. Very high refractive index and remarkably strong dispersion are the optical properties that cause the famous "fire" (sparkle), often enhanced by various faceted cuts in gem diamonds. *Bort* is industrial-grade diamond used for abrasives and saw-blades (such as we cutters appreciate!); *carbonado* is a cryptocrystalline (very fine-grained) variety of diamond. Bort and carbonado are usually black or grey (though bort may be of other colors), and neither is used for gemstones.



*Exceptional natural-colored diamond group*

Diamond occurs as scattered crystals in kimberlites, which are ultrabasic rocks having their origin in the upper parts of the Earth's mantle. At this depth, the pressures and temperatures are suitable for the crystallization of diamonds. It is also found in secondary deposits in sediments formed by the erosion of primary diamond-bearing rocks. In these deposits diamonds have survived the processes of weathering and transport owing to their great hardness and chemical resistance. The diamonds are usually concentrated in certain beds because of their relatively high density. Most natural diamonds come from such occurrences.



*Unsorted rough diamond crystals*

Diamonds are found all across the globe, and important deposits occur in Australia; Canada; Brazil; India (including the famous water-clear Golconda stones); Russia; and even in the USA - Crater of Diamonds National Park in Arkansas gives up many diamonds every year to those willing to go dig for them! African deposits are too numerous to list, but include Sierra Leone (known for the infamous "blood diamonds"), the diamond beach sands of Namibia, and perhaps the most famous find of all - South Africa's Kimberley Hole, the diamond mine which Cecil Rhodes took control of, and started the diamond-monopolizing and marketing behemoth known today as DeBeer's. It may surprise you to discover that diamonds aren't typically as rare as most of the gem materials we facet today, but are worth far more, thanks mostly to DeBeer's ruthless production, stockpiling, and marketing of these fairly common stones. **-Written & Compiled by Mike DeMeritt, 2014**



## WELCOME NEW MEMBERS



**Janean Anderson**  
**Hana Blumenfeld**  
**Patrick Carney**  
**Omega Carney**  
**James Field**  
**Linda Field**  
**Don Fry**

**Amparo Gross**  
**Karl Gross**  
**Mike Molloy**  
**Savannah Wisterman**  
**Lawrence Zabel**  
**Monica Zabel**

**Look for points in common which are not  
points of similarity - it is thus that the poet  
can say a swallow stabs the sky, and  
turns the sparrow into a dagger.**

---

***-George Braque***



**Chris Osterman:** Mongolian turquoise chunk

**Carol Brown:** Collection of Arizona Bureau of Mines booklets

To donate to OPLC, just see or contact Dennis Murphy at 490-9188, or Phil Madsen at 398-5688

# **PETRIFIED WOOD FIELD TRIP**

## **SNOWFLAKE, ARIZONA**

**May 2-3, 2015**

Field Trip is on a ranch/BLM land near Snowflake, AZ, complete with roaming cattle. We will depart Sunny Side Up Café in Catalina, 15800 N. Oracle Road, at 8 am on Saturday, May 2nd. We make a pit stop in Globe at McDonald's before heading further north to our motel for the night, Rodeway Silvercreek Inn, in Taylor, AZ. We can stop and try to check in before heading to the site, hoping to leave luggage, etc., there. It's about a 45-minute to one-hour drive to the collecting site. Next day either we return for more collecting of petrified wood, and/or head to a quarry with picture sandstone.

Current BLM collecting rules are 25 pounds plus one piece, 250 pounds per year. Haven't been back to the site since last year, but have never been disappointed. We've always collected some for yard rock. I have several logs that I've cut and polished. This area is due south of the Petrified Forest but not near it.

There are a couple of rock shops in or near Holbrook, one open daily, one in town closed on Sunday. Both are worth stopping at to see what's available in the area if you go a day early or stay for another night. The Petrified Forest is also worth a stop, but either leave what you've collected in the motel, or visit before we hunt.

At the petrified wood site, there is float, plus we dig seriously there. So, bring a shovel for digging. If you have a probe, bring that. The soil is sandy and loose. We've had to haul pieces out with tow straps a few times, and then need a way to load it. If you do find a large piece, you will need a pickup or SUV capable of immense weight. Best way to load a large piece is with a very sturdy board as a ramp, and to have several others to help you push it aboard. Since most pickups are open, it's a good idea to have a tarp to cover it. Not everyone finds a large piece, but it's good to be prepared. The rancher wants us to keep our vehicles on the dirt roads, and not drive across his land disturbing vegetation or frightening livestock.

It will probably be warm in May, but you still need to wear long pants, long sleeves, boots, a hat, and sunscreen. There are scorpions, wasps, and occasionally rattlesnakes. We pack lunches and carry water. Just be prepared for anything the desert can throw at you, wind and sun and sand. I'm going to be out-of-country, with email access only sporadically, from March 12th until April 1th. Please do send me emails with names of participants. I will be in touch when I return. I won't make it back for the April meeting, just before the trip, so sign up by email or at the March meeting. I will be in touch via email or telephone upon my return, sometime after April 19th. Make your own reservation at the Rodeway Silvercreek Inn. You must be a member to attend; this includes family members. Older children are welcome. We usually do a group dinner at a local Mexican restaurant that does not serve alcohol (no restaurant in Taylor or Snowflake does.) This trip will be limited to 20 people. I will take a waitlist, but please cancel if you've signed up to give others a chance.

Janelle Cortright, 520-761-1924, 520-223-1675, email: bum140@aol.com

**PEARCE, AZ ROCKHOUND TRIP  
APRIL 1, 2015**

Perfect day for collecting : Sunny skies, pleasant temperature, cooling breeze, beautiful country scenery.

Fifteen OPLC members found a variety of agate, from small to medium pieces for tumbling and/or making cabochons, to large attractive pieces for cutting slabs and/or landscaping ; some crystals were also discovered.

After collecting, members got together for a fun picnic lunch at Amerind Museum.



## MAKE YOUR OWN STONE CLOTH

Ever notice how quickly a polished stone starts to lose its luster when passed around and shown off? Many things contribute to this phenomenon, but two common elements are skin oils and microscopic abrasive particles. Professional gem dealers carry a “stone cloth” like the type available from the Gemological Institute of America. But unless you are GIA alumni, you probably don’t know where to start looking - and when you find cloths available, the asking price is often a little hard to swallow! The good news is that you can make your own! Buy some felt (tight-grained is better) at any fabric or craft store (think of the fabric on the outside of a Sterling Silver polishing cloth...) Simply cut to the size and shape you desire, then mist one side



with 100,000-grit diamond spray (available at lapidary or rock shops, or occasionally available from faceted friends - good ones, anyway!) Let dry overnight. Use the side without diamonds first, to remove oils, then rub the stone well with the diamond-impregnated side. You (and all onlookers!) will be pleasantly impressed! You can use diamond spray of larger grit size (50,000 works well), but be certain not to use a grit size larger than your final polishing stage, or you’ll “erase” your beautiful original finish! If you polish with an oxide compound (cerium, alumina, etc.), don’t use any grit size larger than 50,000 (note that “larger” translates to a smaller number in this regard...) This works well for almost any material, though works particularly well for agates and jaspers - and their “evil” habit of losing luster over time!

## CAB POLISHING PROBLEMS

Polishing problems tend to be the norm for beginners, and can often lead to much frustration - even the decision to abandon the hobby altogether! When cabling, many neophytes don’t spend enough time in the sanding and pre-polishing stages, leaving scratches that refuse to go away. I recommend paying close attention to material in its *dry* state (when wet, scratches are nearly impossible to see...) Dry your material after each stage, and observe in reflected light (light behind you). Observe the texture and color changes of your material as you move from one wheel to the next - the texture should progressively get smoother (scratches will be smaller and homogenous), and the color will improve (deepen) with each stage. A good way to observe this is to start with a cab that you are certain is finished in a given stage (ask a good cab-cutter if you are uncertain - there are many in our club!) Take your cab to the next stage, *but only finish half of it on that stage - don’t work the other half*. Dry your cab and carefully observe the difference between the two sides. It is best to do this both with and without a loupe, so you will be familiar with both eye- and magnified-observation. Do this for every stage, and you will be more familiar with the “look” of each given stage, and therefore much more likely to notice when you are leaving scratches before you get much farther. Bear in mind that materials of different hardness may look different for the same stage, so don’t be unwilling to go through this process again for a different material. You will spend some extra time here, but the knowledge you gain will be well worthwhile as you progress! It won’t be long before you know the “look” of any given material at any given stage - and therefore be able to quickly resolve any polishing problems! (Tips provided by Mike DeMeritt, 2012)



# ARIZONA LAPIDARY



## GEM ROUGH, INC.

4699 East Pima St.,  
Tucson, AZ 85715

1-520-399-6641

1-888-627-4481

[www.ArizonaLapidary.com](http://www.ArizonaLapidary.com)

## A Hidden Gem in Central Tucson



10% off to Club Members

### *Allen's Treasure House*

Lapidary supplies, minerals, decorative objects, watch batteries, maps, prospecting tools, much more.



[www.allens-treasure-house.com](http://www.allens-treasure-house.com)

4313 E Grant Road (near Columbus); Tucson AZ 85712; (520) 326-5550; [mail@allens-treasure-house.com](mailto:mail@allens-treasure-house.com)

Call for hours.

## *Arizona Detectors LLC*

*Your local Authorized Full-Service Whites Metal Detector dealer*

**K.G. Bowling - Owner**

Phone: (520) 429-5969

Email: [info@azdetectors.com](mailto:info@azdetectors.com)

Web: <http://www.ArizonaDetectors.com>

- *Meteorites for sale (for lapidary and jewelry design)*
- *Free preliminary training with every detector sold*
- Monday through Saturday 9:00 a.m. to 5:00 p.m.



## “THE TREZ SEZ...”

It's that time of year - dues are “due” at OPLC! Don't forget to renew your membership, so you'll enjoy uninterrupted use of the facilities here at our fine club!

Renewal forms are available at the club (try asking a monitor) or on the back of this newsletter. Bring your completed forms to Wayne Klement, Mark Gibson, or any monitor or Board Member. Thanks!



Beta Diamond Products, Inc.

[www.betadiamond.com](http://www.betadiamond.com)

[info@betadiamond.com](mailto:info@betadiamond.com)

(714)777-7144

Beta Diamond Products would like to thank Old Pueblo Labidary Club members for choosing our diamond consumables for their polishing and faceting needs. Beta Diamond Products has been in business since 1986 supplying the faceting community with the best U.S. micronized diamond on the market. Use our diamond powder and diamond spray – club favorites! Ask other members about our excellent quality, delivery and price.



## Beta Is Better!!!

Ad Expires May 2015

# JEWELERS SUPPLIES

**GOLD ★ SILVER ★ SHEET ★ WIRE**

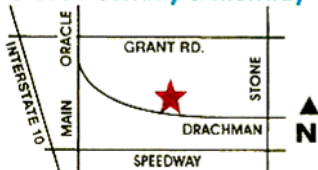
**SINCE 1967**

**For The Professional And Hobbyist**


Tuesday - Friday 9-5

Saturday 10-2

Closed Sunday & Monday



- SILVERSMITH TOOLS
- LAPIDARY EQUIPMENT
- FOREDOM TOOLS
- STONES • BEADS
- FINDINGS • CHAINS
- HOW TO BOOKS



**882-8750**

**Starr Gems, Inc.**

[www.silversupplies.com](http://www.silversupplies.com)

**220 W. DRACHMAN**

SHOWCASES & JEWELRY  
DISPLAY ACCESSORIES

OPLC Members Receive 10% off select merchandise,

And 3-ounce price break on all silver purchases!

Ad Expires June 2015

## MONEY SAVING DISCOUNTS

- **DAH Rock Shop** - 10% on most items, \$10 minimum purchase. 520-323-0781  
**3401 Dodge Blvd, Tucson**
- **Colorwright** - 520-623-3874 Web address: <http://www.color-wright.com/>, **MAILING ADDRESS:**  
1520 S Desert Crest Dr., Tucson, AZ 85713. Amount of discount depends on item(s) being purchased.
- **Jay's of Tucson** - 30% discount excluding orange tag items, sterling silver sheet and wire. 520-323-1123 (corner of Speedway & Swan)  
**4627 E Speedway, Tucson**
- **Jed's Rock Shop** - 20% on all items. 520-882-6044 - **6275 N Sandario Rd, Tucson**
- **Copper City Rock Shop** - See ad in this issue. 10% discount with ad. 928-425-7885  
**566 Ash, Globe, AZ 85501**
- **Kent's Tools** - 10% discount. 520-624-8098 - **133 E Grant Road, Tucson**
- **Tucson Mineral & Gem World** - 10% 520-883-0682 Web address: [www.tucsonmineral.com](http://www.tucsonmineral.com) **2801 South Kinney Road, Tucson**
- **Arizona Lapidary** - 10% discount for OPLC members. See ad in this issue. 520-399-6641 - **4699 E Pima St, Tucson**
- **Silver Lining Gemstones** - 20-35% discount on most items. 520-203-8430, or see Mike DeMeritt at any of his labs. Includes eBay Store at [www.stores.ebay.com/high-lonesome-turquoise](http://www.stores.ebay.com/high-lonesome-turquoise).
- **Starr Gems** - 10% Discount on select merchandise, and 3-ounce price break for all silver purchases. See ad in this issue. **220 W Drachman, Tucson**

## DON'T FORGET

Please don't forget to continue to bring in **YOUR** (or anyone else's for that matter) aluminum cans to the Club for recycling. Your contribution would be greatly appreciated to help add \$'s to the Club's treasury. **Thanks!**

### Rate Schedule for Advertisements - - - Ad Sizes & Prices

1/8 of a page -  
2" H by 3 1/2" W  
\$36.00 per year  
\$18.00 per half year  
\$3.00 per month

1/4 of a vertical page -  
4 1/2" H by 3 1/2" W  
\$48.00 per year  
\$24.00 per half year  
\$4.00 per month

1/4 of horizontal page -  
2" H by 7 1/4" W  
\$48.00 per year  
\$24.00 per half year  
\$4.00 per month


1/2 page - 4 1/2" H by 7 1/4" W  
\$96.00 per year  
\$8.00 per month

Full page - 9 1/2" H by 7 1/4" W  
\$168.00 per year  
\$14.00 per month



# DAH ROCK SHOP

- Crystals
- Fossils
- Minerals
- Meteorites
- Faceted Stones
- Cabochons
- Turquoise
- Tumbled Stones
- Bookends
- Eggs & Spheres



**YOUR BEAD STOP**

104  
DIFFERENT  
VARIETIES  
OF SEMI-PRECIOUS  
STONE BEADS

All Beads Picked  
by Resident Graduate  
Gemologist  
Huge Selection of  
Sterling Silver Findings  
Turquoise from  
Around the World

3401 N. Dodge, 3 blocks N. of Ft. Lowell (520) 323-0781

**LAPIDARY EQUIPMENT -  
STERLING SILVER JEWELRY -  
BOOKS - SLABS - ROUGH  
STONES - BEADING SUPPLIES -  
SILVERSMITH TOOLS**

**HOURS: (TUES - SAT 9:30 - 5:30  
(CLOSED SUN & MON)**

**OPLC MEMBERS RECEIVE 10%  
OFF ON ALL MERCHANDISE  
EXCEPT SPECIALS. \$10 MINIMUM  
PURCHASE.**

**STERLING SILVER WIRES AND  
SHEET RECEIVE THE NEXT PRICE  
BREAK.**

Ad Expires Sept 2015

## COMMITTEES

### ADVERTISING

Mike DeMeritt 203-8430

### BUILDINGS, GROUNDS & EQUIPMENT

Pete Petersen 886-9021

### CLASSES & PROGRAMS

Helen Serras-Herman 761-9907

### FIELD TRIPS (COMMITTEE)

Wolfgang Mueller 896-3197

Shiela Powell 578-1976

Janelle Cortwright 761-1924

### HISTORIAN

Twink Monrad 297-9454

### JUNIOR EDUCATION

Ron Graichen 529-2661

### KITCHEN

General Membership

### LIBRARIAN

Twink Monrad 297- 9454

### MEMBERSHIP

Wayne Klement 954-6298

### SECURITY

John Poole 777-5588

### SILENT AUCTION

Dennis Murphy 490-9188

Phil Madsen 398-5688



**WEEKLY WORKSHOP SCHEDULE Phone 323-9154**

**Mondays**

9AM - 12PM **Cabbing**

Monitor - Gloria Jean Dana

1PM - 4PM **Faceting Guild**

Monitor - Billy Bob Riley 225-9060

1PM - 4PM **Silversmith Lab**

Monitor - Lou Akerman 290-6968

5PM - 9PM **Cabbing**

Monitor - Joseph Blackcoyote 891-6822

6PM - 9PM **Beginning Faceting**

Monitor - Earl Zoeller 886-3518

**Tuesdays**

9AM - Noon **Cabbing\***

Monitor - Mike DeMeritt 203-8430

9AM - Noon **Silversmithing Lab**

Monitor - John Poole 777-5588

1 PM - 4PM **Cabbing**

Monitor - Jerry Glazman 860-689-3432

**Wednesdays**

6PM - 9PM **Beginning Casting**

Monitor - Chuck Lundstrom 241-9262

6PM - 9PM **Cabbing**

Monitor - Keith Haubert 784-8283

6PM - 9PM **Silversmithing Lab**

Monitor - Bill Penrose 544-7517

6 PM - 9PM **Faceting**

Monitor - Billy Bob Riley 225-9060

**Thursdays**

9AM - 12PM **Cabbing**

Monitor - Bob Powell 403-8980

9AM - 12PM **Rock Sawing**

Monitor - Pete Peterson 886-9021

6PM - 9PM **Silversmithing**

Monitor - Bill Cascio 638-8144

**Fridays**

9AM - 12PM **Cabbing\***

Monitor - Mike DeMeritt 203-8430

1PM - 4PM **Silversmithing**

Monitor - Terry Cox 296-4949

**Saturdays**

10AM - 3PM **Silversmithing**

Monitor - Terry Cox 296-4949

10AM - 3PM **Cabbing\***

Monitor - Ron Davidson 400-2125

**Sundays**

10AM - 3PM **Cabbing**

Monitor - Dennis Murphy 490-9188

10AM - 3PM **Silversmithing Lab**

Monitor - Giac D'Aquisto 207-6219

**\*INSTRUCTION PROVIDED AS AVAILABLE, MAY REQUIRE DOUBLE-PUNCHED HOURS**

Old Pueblo Lapidary Club  
 (Cutting Remarks - April 2015)  
 3118 N. Dale  
 Tucson, AZ 85712  
 (520) 323-9154

OPLC Membership Application - Please Print

Name1 \_\_\_\_\_ Name 2 \_\_\_\_\_ Date \_\_\_\_\_

Local Address \_\_\_\_\_

City \_\_\_\_\_ State \_\_\_\_ Zip Code \_\_\_\_\_ Phone number (\_\_\_\_) \_\_\_\_\_

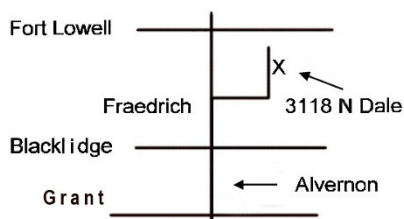
Email address \_\_\_\_\_ Summer Dates: From \_\_\_\_\_ To \_\_\_\_\_

Summer Address \_\_\_\_\_

City \_\_\_\_\_ State \_\_\_\_\_ Zip Code \_\_\_\_\_

Type of membership:	<u>1st Quarter</u>	<u>2nd Quarter</u>	<u>3rd Quarter</u>	<u>4th Quarter</u>	<u>Annual Renewals</u>
Single Member	\$25.00	\$20.00	\$15.00	\$10.00	\$20.00
Couple (same address)	\$35.00	\$27.00	\$22.00	\$15.00	\$25.00
Junior	\$12.50	\$10.00	\$7.50	\$5.00	\$10.00

Mail to: Membership Chairperson, Old Pueblo Lapidary Club, 3118 N. Dale, Tucson, AZ 85712



The Business Meetings are held on the 2<sup>nd</sup> Saturday of each month. A pre-meeting social hour (except for the December meeting) is at 8:00 a.m., followed by an educational program, and ends with the monthly meeting. Visitors are most welcome.