

“CUTTING REMARKS”

The Official Publication of the Old Pueblo Lapidary Club
520-323-9154

Officers

President - John Poole 777-5588

Vice President - Jean Barkley 546-1651

Secretary - Twink Monrad 297-9454

Treasurer - Mark Gibson 297-4412

Board of Directors

2014 - 2014 Bob Powell 762-1089

2013 - 2014 Jim Baker 886-2126

2013 - 2014 Skip Barkley 546-1651

2014 - 2015 Diana Hara 572-0339

2014 - 2015 Dennis Murphy 490-9188

2013 - 2013 Pete Peterson 886-9021 (Advisor)

Membership Chairperson

Wayne Klement 954-6298

Please join us **January 11th** at 9:00am for the monthly meeting. There is an optional social hour that begins at 8:00am followed by an educational program at 9:00am, followed by the monthly meeting. Visitors are always welcome.



Articles or news to be included in the *Cutting Remarks* should be emailed to your Editor, Mike DeMeritt (silverlininggemstones@gmail.com), or feel free to call him at 520-203-8430. Submission deadline is the 20th of each month. Thanks!

THE PREZ SEZ by John Poole



Happy New Year to all OPLC members and friends! Last year just zipped by and this year looks like we are off to a good fast start. Our business meeting will be January 11, 2014. We will have the installation of new Board Members and thank those who are leaving after years of fine service.

Our first big commitment of 2014 is our booth at the Tucson Convention Center during the TGMS show - February 13, 14, 15, and 16, 2014. There is a sign-up board for volunteers, to man the booth, posted on the white board of the kitchen in the meeting building. So sign up for a few hours of fun and enjoyment. It is an opportunity to expose people to our club and its facilities and explain how some of the lapidary skills are done. A cabbing and faceting machine will be there for you to demo your skills. The children are always interesting to talk to and hand out free tumbled stones.

Before the Gem Show is over we host the Hob Nob at OPLC February 8th.

Facetors come from all over the world to our little club. Diana Hara is the chairperson for this event. She will give a committee report at our January meeting and is asking the membership to think about volunteering to assist her with this event. She will have a sign-up sheet at the meeting. Volunteers will register all attendees, be security for the stones entered in the competition, set up tables, serve food and clean up, etc. This event is another opportunity to showcase our club and interact with people from all over the world. Last year the U.S. Facetors Guild had a great informative program. I'm looking forward to this year.

Hope you all had a great holiday and are starting the new year in good health! Remember, wear your OPLC badge and with the purchase of a raffle ticket you will get a free one! Danny always has some great things on the raffle table.

-John

WELCOME NEW MEMBERS



Audrey Arnold
Kenneth Arnold
Glen Brady
Linda Brawley

Juliet Karapetyan
Teresa Kelly
Robert Munoz
Louis Pill



OPLC December Meeting and Christmas Luncheon December 14, 2013

The meeting was brought to order by President John Poole at 11:10 AM.

Ten guests were introduced.

A motion passed to approve the November minutes as published in Cutting Remarks. Mark Gibson gave the treasurer's report. With our planned purchases we will be at about 80% of our budget.

The membership approved \$3000 as a budget for some needed roof repairs on our clubhouse building. These repairs will include replacing rotted wood, removing loose nails and replacing them with screws, replacing the two roof turbines and coating the roof with white elastomeric roof coating.

COMMITTEE CHAIRS REPORTS:

Jean Barkley, programs: We had very interesting speakers with varied subjects. In January we will see Part 2 of the Thunder Egg video. Later in the year we will have a program on the Mars Rover and the Osiris Rex programs given by speakers from the U of A as well as other subjects related to lapidary or geology.

Jean Barkley, classes: Our standard classes in cab making, faceting, casting and silversmithing have all filled up quickly. We will continue to have special classes as well such as wire wrapping or bead classes in addition to others.

Bob O'Donnell, field trips: an announcement will be made in January regarding a field trip.

Sheila Powell, Junior Education: Sheila has been busy with schools and has handed out 21 boxes of minerals. Sheila also helps out on field trips at times.

Twink Monrad, Librarian: The library has been quite busy lately and we received a gift from the author of ARIZONA by Jim Turner

who was one of our speakers.

Twink Monrad, historian: Some photographs of past club activities were added to our collection.

John Poole, Security: As Ron Davidson says, no one has broken in, or out!

John thanks all who turned out for the November 30th Club clean up day: Chairperson Pete Peterson, Bill Penrose, Dennis Murphy, Rob Gourley, Mark Gibson, Pat McMullen, Phil Babcock, Mike Tucker, Melinda and John Thompson and Woodrow Beck.

Danny Harmsen, Silent Auction: The 2013 auction was excellent as always. Danny has done a great job and has added \$6000 to our treasury this year. 2014 will be Danny's last year of organizing the Silent Auction.

Wayne Klement, membership: All is looking great, we have 363 members including couples.

DUES REMINDER: All dues need to be paid by January 1st, 2014.

THANK YOU FROM THE BOARD OF DIRECTORS TO ALL WHO HELP KEEP THIS CLUB MOVING FORWARD:

Norma Lackow, refreshment coordinator: Thanked everyone who brought refreshments and please call her to sign up for future meetings. Phone: 742-7561 The Club will now pay up to \$30 to help with refreshment expenses. And, thank you Norma for doing this job.

Mike DeMeritt, newsletter: Thank you Mike for the great newsletters you send out each month.

Pat McMullen, kitchen: Pat is responsible for the excellent Christmas luncheons each year and for the delicious food sold during the Silent Auction.

Class Instructors: John Poole, Chuck Lundstrom, Paul Head, Billy Bob Reilly, Mike DeMeritt, Earl Zoeller

(Monthly Minutes Continued...)

Ad hoc instructors: Jenny Coniglio, Diana Hara, Barb Elliot and Shar Baker

Monitors: Mike DeMeritt, Lou Ackerman, Keith Haubert, Bill Cascio, Terry Cox, Dennis Murphy, Ron Davidson, John Poole, and Gloria Jean Dana

Saw Room Experts: Jim Griffin and Jim Baker

Lapidary and saw room repairs and maintenance: Mike Tucker

Advertising: Melinda Thompson

Pima County Fair volunteer coordinator for our booth: Murray Hiller has been doing this for years and now will be training Dennis Murphy to do this important job of outreach to the community.

Bulletin Board: Barbara Allen has volunteered to keep our boards current and interesting.

Also thank you to all of the members who help by selling raffle tickets during our meetings.

TUCSON GEM AND MINERAL SHOW 2014:

Volunteers are needed to man the OPLC booth at the Show. There is a sign up sheet in the kitchen at OPLC. It is an interesting and fun time and a great opportunity for community outreach and junior education. Set up will be Feb 12 and the Show runs 13, 14, 15 and 16 (teardown required also)

Hob Nob Tucson Show: Diana Hara has been coordinating on the Hob Nob held at OPLC. This will be held on Saturday February 8th, 2014.

Election: Skip Barkley presented the slate of officers and new board members. There were no nominations from the floor and no proxies were received by the secretary. The slate was approved unanimously:

President: John Poole, Vice President: Jean Barkley, Secretary: Twink Monrad, Treasurer: Mark Gibson

Board Members: Skip Barkley, Jim Baker, Dennis Murphy, Bob Powell, Diana Hara

There being no further business, the business meeting adjourned at 11:45 for Christmas Luncheon.

FIELD TRIP JANUARY 23, 2014

The Ghost Town of Ruby, Arizona, is twelve miles from Arivaca, Arizona.

The last four miles are on gravel. The Old town is open for self-guided tours for a fee of \$12.00 and minor collecting is allowed on the dumps and tailings piles. The area is near California Gulch, Corral Nuevo and the scenery is beautiful! Trip is planned for January 23, which is a Thursday. We can meet at the General Store (Post Office) at 9:A.M. or at the turn-off to Ruby road. Please call Shiela Powell at 578-1976 for more details. A sign-up sheet will be in the Clubhouse for January meeting.

JANUARY CUTTING TIPS

I have fielded many questions about backing turquoise lately, so here's a step-by-step.... This works well for any material that needs backing, not just turquoise.

- 1.) Find a decent pane of glass (plexiglass will work...) at least a foot square or so, thickness doesn't matter much but I usually prefer a thick piece for breakability reasons
- 2.) Wrap it with wax paper, tape the paper on the other side so it lays perfectly flat on the side that you will be backing on. If there are waves or creases in the wax paper, they will show up on the bottoms of your cabs (can be flat-lapped flat, but takes more time and gums up laps...)
- 3.) Get some backing compound, "Liquid Steel", or "JB Weld". If there is better/worse grades, get the best. If they are available in 15-minute or 24-hour varieties be sure to get the longest-curing variety (usually 24-hour...) I use JB Weld Professional Strength 24-Hour, you can get it at Ace Hardware. I buy the (2) 5-ounce tubes size, saves a bunch of money over the 1-oz size and doesn't get used up overnight.
- 4.) Arrange all of your ready-to-be-backed slabs /preforms in the way you want them oriented (best side up).
- 5.) Mix equal parts resin and hardener. This takes some getting used to with JBW, the hardener comes out much thicker than the resin - the trick is to try to make the "squeezes" even. Some people back cabs one at a time, probably the best when you start out. I back them by the 20's and 30's by mixing a big batch of JBW, then spreading it out on the wax-paper-covered-glass. I use a one- or two-inch plastic plaster spreader for this, makes it easy to lay an even-thickness "pancake". I use another piece of waxed paper for the mixing of the epoxy, makes clean-up easy (do not simply mix it on the glass and then spread it - on the bottom your cabs will be a nasty un-mix of resin and hardener!) Take any flat slabs and flat preforms and sandpaper the side that will lay on the epoxy with a rough piece of sandpaper. No need to go crazy, just make some grooves on the underside that the glue can stick to. When you are happy with the thickness/level of your backing epoxy, lay your slabs/preforms on the "pancake" and press them just hard enough into the epoxy to set it into the sandpaper grooves you previously made. If you have pieces that are flat on one side and natural on the other, and you want to orient the flat side up, no problem, just sink those pieces into the epoxy a bit more (so it fills all of the voids - these pieces sometimes need thicker backing). Be careful when grinding & polishing these pieces not to grind through turq/matrix into those backing-filled voids (some cutters don't mind this and some even dye the backing to look nice when it shows through, personally makes me wince! When this happens to me I just saw into more cabs, not willing to have cabs with backing showing through...)
- 6.) When you are satisfied with every cab's position, depth into the backing, etc., step back and allow to harden for at least 24 hours. Don't forget that this chunk of backing will have many cabs on it and when it dries, the cabs must be cut out of the "pancake" with a 4 or 6-inch saw - hard to do if the preforms aren't arranged to make this easier. This whole concept comes with practice more than anything else; eventually you will arrange all perfectly and waste as little as possible...
- 7.) When everything is dry and hard, pull the tape on one side of the glass and carefully lift the pancake up at an angle. Carefully peel the pancake and waxed paper apart.
- 8.) Cut the preforms out of the pancake and start cutting cabs!
- 9.) If, after final cutting, there are any voids on the perimeter of where the backing and turquoise meet, fill those voids with more backing compound (use an alcohol wipe to wipe over the fill afterward, helps keep excess glue off polished areas...)

-Tips provided by Mike DeMeritt, 2012

JANUARY'S GEMSTONE: GARNET

January has the distinction of owning not a single gem species, but rather a group of inter-related nesosilicates called **Garnets**. Garnets, widespread minerals that are particularly abundant in metamorphic rocks, are easily recognizable, since they are generally found as well-developed crystals with very characteristic crystal forms. Garnets form as 12-sided dodecahedrons, and occasionally as trapezohedrons, 24-sided crystals that can also be called icositetrahedrons. They can also be found as massives in fine- to coarse-granular. Moh's hardness is approximately 7.0, and density varies from 3.5 - 4.3. It has a vitreous, or occasionally resinous, luster, and is transparent to translucent. Garnets possess no cleavage planes, and have a conchoidal fracture. The general chemical formula for Garnet is $A_3B_2(SiO_4)_3$, in which *A* includes relatively large divalent ions such as Magnesium (Mg^{2+}), Iron (Fe^{2+}), Manganese (Mn^{2+}), or Calcium (Ca^{2+}); and *B* relatively small trivalent ions such as Aluminum (Al^{3+}), Iron (Fe^{3+}), or Chromium (Cr^{3+}), along with a host of others. *A* and *B* refer to positions in the crystal structure in which *A* is surrounded by eight O atoms at the corners of a polyhedron resembling a distorted cube, and *B* is surrounded by six O atoms in octahedral positions. Si is in isolated tetrahedra and is normally not replaced by other elements. The group includes the following end-members: *Pyrope*, $Mg_3Al_2(SiO_4)_3$; *Almandine*, $Fe_3Al_2(SiO_4)_3$; *Spessartine*, $Mn_3Al_2(SiO_4)_3$; *Grossular*, $Ca_3Al_2(SiO_4)_3$; *Andradite*, $Ca_3Fe_2(SiO_4)_3$; *Uvarovite*, $Ca_3Cr_2(SiO_4)_3$; and *Schorlomite*, $Ca_3(Ti,Fe)_2[(Si,Fe)_2O_4]_3$. Garnets are divided into two species, *Pyralspite* (pyrope, almandine, and spessartine), and *Ugrandite* (uvarovite, grossular, and andradite). Considerable solid solution exists within each series, but the miscibility between the two series is very limited (in non-gemologist-speak, this means that many garnets will be combinations of either pyrope, almandine, and spessartite; or uvarovite, grossular, and andradite; and very few will be combinations that jump across the two distinct species). Pyrope occurs in ultrabasic rocks such as peridotites and the serpentinites derived from them; it is also found in high-grade metamorphic rocks rich in Mg. Almandine is common in metamorphic rocks such as gneisses and schists and also in sediments. Spessartine is found in granite pegmatites and in metamorphic Mn-rich rocks. Grossular and Andradite are typically found in contact-metamorphosed or regionally metamorphosed impure limestones, commonly in association with other skarn minerals and sulphides. Schorlomite is found in heavy-alkaline rocks. Uvarovite is uncommon and only occurs in Cr-bearing serpentinites.

Garnets are found the world over, and important deposits include Four Corners, Arizona; Umba River, Tanzania; Teita Hills on the border of Tanzania and Kenya; the Ural Mountains of Russia; and the Stikine River in Alaska. There are far too many others to list here! Unlike quartz, a gem variety known for stones of lesser value, garnets run the gamut, from lowly "Rose Rhodolite" (a gem-almandine garnet), to Demantoid and "Tsavorite" (gem andradite and grossularite varieties). As a person within the industry for many years, I believe the time is coming where Tsavorite garnet will replace emerald as the "King of Green Gemstones" (this is easy to understand - the garnet has a higher refractive index, is more typically found "gem-clean", and doesn't possess emerald's "fussy" nature as a stone that can be brittle and difficult to work with...) With its lack of cleavage and decent hardness, garnets cut and polish very easily for the lapidary of any skill level. The only bad news here for those of you experiencing trouble with garnets is that you shouldn't be! I always recommend garnets to those I teach faceting to, and the broad range of costs makes the less-expensive varieties very affordable for amateurs. So, the next time you reach for a piece of facet rough at the gem show booth, try a garnet! You'll be happy you did!

Compiled & Written by Mike DeMeritt, 2012

REMINDER!

With the new year comes renewed responsibility...

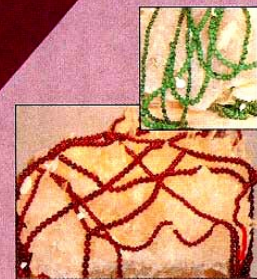
Don't forget to renew your OPLC dues!

Renewal forms are available at the Clubhouse, from Any Monitor, and even on the back of this newsletter.

If you haven't paid by February, this will be your last Newsletter. Monitors will be checking to ensure dues are paid before you are allowed to use the shops!


DAH ROCK SHOP

- Crystals
- Fossils
- Minerals
- Meteorites
- Faceted Stones
- Cabochons
- Turquoise
- Tumbled Stones
- Bookends
- Eggs & Spheres



YOUR BEAD STOP
104
DIFFERENT
VARIETIES
OF SEMI-PRECIOUS
STONE BEADS

All Beads Picked
by Resident Graduate
Gemologist
Huge Selection of
Sterling Silver Findings
Turquoise from
Around the World



3401 N. Dodge, 3 blocks N. of Ft. Lowell (520) 323-0781

LAPIDARY EQUIPMENT -
STERLING SILVER JEWELRY -
BOOKS - SLABS - ROUGH
STONES - BEADING SUPPLIES -
SILVERSMITH TOOLS
HOURS: (TUES - SAT 9:30 - 5:30
(CLOSED SUN & MON))

OPLC MEMBERS RECEIVE 10%
OFF ON ALL MERCHANDISE
EXCEPT SPECIALS. \$10 MINIMUM
PURCHASE.
STERLING SILVER WIRES AND
SHEET RECEIVE THE NEXT PRICE
BREAK.

Ad Expires Sept 2014

Allen's Treasure House

Lapidary supplies, minerals, beads, watch batteries, maps, prospecting tools, much more.

www.allens-treasure-house.com

4313 E Grant Road (near Columbus); Tucson AZ 85712; (520) 326-5550; mail@allens-treasure-house.com

Call for hours.

Ad Expires Apr 2014



Beta Diamond Products, Inc.
www.betadiamond.com
 Ph: (714) 777-7144
 Fax: (714) 714 693-9351
 E-mail: info@betadiamond.com

BETA IS BETTER!

Beta Diamond Products, Inc has been providing diamond abrasive consumables for lapping and polishing since 1986, specializing in diamond powder, compound, spray, aluminum oxide (linde A, B, C), cerium oxide, silicon, carbide, boron carbide, discs, and more. We supply industry, government, universities, faceters and hobbyists with excellent quality, delivery, service and price.



Ad Expires Apr 2014

Criticism comes easier than craftsmanship

- Zeuxius, 400 BC

JEWELERS SUPPLIES

GOLD ★ SILVER ★ SHEET ★ WIRE

SINCE 1967

For The Professional And Hobbyist



882-8750

Starr Gems, Inc.
www.silversupplies.com

Tuesday - Friday 9-5

Saturday 10-2

Closed Sunday & Monday



- SILVERSMITH TOOLS
- LAPIDARY EQUIPMENT
- FOREDOM TOOLS
- STONES • BEADS
- FINDINGS • CHAINS
- HOW TO BOOKS

220 W. DRACHMAN

SHOWCASES & JEWELRY DISPLAY ACCESSORIES

MONEY SAVING DISCOUNTS

- **DAH Rock Shop** - 10% on most items, \$10 minimum purchase. 520-323-0781
3401 Dodge Blvd, Tucson
- **Colorwright** - 520-623-3874 Web address: <http://www.color-wright.com/>, **MAILING ADDRESS:** 1520 S Desert Crest Dr., Tucson, AZ 85713. Amount of discount depends on item(s) being purchased.
- **Jay's of Tucson** - 30% discount excluding orange tag items, sterling silver sheet and wire. 520-323-1123 (corner of Speedway & Swan)
4627 E Speedway, Tucson
- **Jed's Rock Shop** - 20% on all items. 520-882-6044 - **6275 N Sandario Rd, Tucson**
- **Copper City Rock Shop** - See ad in this issue. 10% discount with ad. 928-425-7885
566 Ash, Globe, AZ 85501
- **Kent's Tools** - 10% discount. 520-624-8098 - **133 E Grant Road, Tucson**
- **Tucson Mineral & Gem World** - 10% 520-883-0682 Web address: www.tucsonmineral.com
2801 South Kinney Road, Tucson
- **Arizona Lapidary** - 10% discount for OPLC members. See ad in this issue. 520-399-6641 -
4699 E Pima St, Tucson
- **Silver Lining Gemstones** - 20-35% discount on most items. 520-203-8430, or see Mike De-Meritt at any of his labs. Includes eBay Store at www.stores.ebay.com/high-lonesome-turquoise.

DON'T FORGET

Please don't forget to continue to bring in **YOUR** (or anyone else's for that matter) aluminum cans to the Club for recycling. Your contribution would be greatly appreciated to help add \$'s to the Club's treasury. **Thanks!**

Rate Schedule for Advertisements - - - Ad Sizes & Prices

1/8 of a page -
2" H by 3 1/2" W
\$36.00 per year
\$18.00 per half year
\$3.00 per month

1/4 of a vertical page -
4 1/2" H by 3 1/2" W
\$48.00 per year
\$24.00 per half year
\$4.00 per month

1/4 of horizontal page -
2" H by 7 1/4" W
\$48.00 per year
\$24.00 per half year
\$4.00 per month

1/2 page - 4 1/2" H by 7 1/4" W
\$96.00 per year
\$8.00 per month

Full page - 9 1/2" H by 7 1/4" W
\$168.00 per year
\$14.00 per month

ARIZONA LAPIDARY & GEM ROUGH, INC.

4699 East Pima Street, Tucson, AZ 85715
1-520-399-6641
1-888-627-4481
Hours:
 Tuesday, Thursday, Friday 9:30-5:30
 or by appointment

Ad Expires Feb 2014

COMMITTEES

ADVERTISING

Mike DeMeritt 203-8430

BUILDINGS, GROUNDS & EQUIPMENT

Dave Arens 749-2413

CLASSES & PROGRAMS

Jean Barkley 546-1651

FIELD TRIPS (COMMITTEE)

Jerry Behn 761-1924

Bob O'Donnell 886-0384 (Chairperson)

Shiela Powell 578-1976

Al Romey 325-7263

HISTORIAN

Twink Monrad 297-9454

JUNIOR EDUCATION

Gretchen Arnaiz 747-1511

Sheila Powell 578-1976

KITCHEN

General Membership

LIBRARIAN

Twink Monrad 297-9454

MEMBERSHIP

Wayne Klement 954-6298

SECURITY

John Poole 777-5588

SILENT AUCTION

Dan Harmsen 721-8452

WEEKLY WORKSHOP SCHEDULE Phone 323-9154

Mondays

9AM - 12PM **Cabbing**

Monitor - Gloria Jean Dana

10AM - 1PM **Rock Sawing**

Monitor - Jim Baker 886-2126

1PM - 4PM **Faceting Guild** (Exp. Facetors Only)

Monitor - Paul Head 296-0331

1PM - 4PM **Silversmith Lab**

Monitor - Lou Akerman 290-6968

6PM - 9PM **Beginning Faceting**

Monitor - Earl Zoeller 886-3518

Tuesdays

9AM - Noon **Cabbing***

Monitor - Mike DeMeritt 203-8430

9AM - Noon **Silversmithing Lab**

Monitor - John Poole 777-5588

1PM - 4PM **Beginning Faceting**

Monitor - Mike DeMeritt 203-8430

Wednesdays

6PM - 9PM **Beginning Casting**

Monitor - Chuck Lundstrom 577-6446

6PM - 9PM **Cabbing**

Monitor - Keith Haubert 784-8283

6PM - 9PM **Silversmithing Lab**

Monitor - Bill Cascio 638-8144

Thursdays

10AM - 1PM **Rock Sawing**

(BY APPOINTMENT ONLY)

Monitor - Jim Baker 886-2126

Fridays

9AM - 12PM **Cabbing***

Monitor - Mike DeMeritt 203-8430

Saturdays

8AM - 12PM **Rock Sawing**

Monitor - Jim Griffin

10AM - 3PM **Silversmithing**

Monitor - Terry Cox 296-4949

10AM - 3PM **Cabbing***

Monitor - Ron Davidson 400-2125

*** INSTRUCTION PROVIDED AS AVAILABLE,
MAY REQUIRE DOUBLE-PUNCHED
HOURS**



Marvin Chaiken: Chisels, Rock Hammer, Wrenches, Crack Hammers

Marlene Rohrig: Topaz & Blue Sky Agate

To donate to OPLC, just see or contact Dan Harmsen. at 721-8452.

Old Pueblo Lapidary Club
 (Cutting Remarks - January 2014)
 3118 N. Dale
 Tucson, AZ 85712
 (520) 323-9154

OPLC Membership Application - Please Print

Name1 _____ Name 2 _____ Date _____

Local Address _____

City _____ State ____ Zip Code _____ Phone number (____) _____

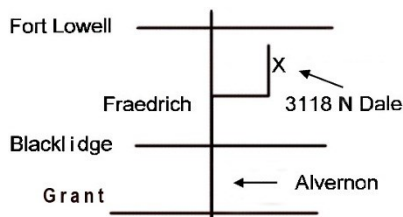
Email address _____ Summer Dates: From _____ To _____

Summer Address _____

City _____ State _____ Zip Code _____

Type of membership:	1st Quarter	2nd Quarter	3rd Quarter	4th Quarter	Annual Renewals
Single Member	\$25.00	\$20.00	\$15.00	\$10.00	\$20.00
Couple (same address)	\$35.00	\$27.00	\$22.00	\$15.00	\$25.00
Junior	\$12.50	\$10.00	\$7.50	\$5.00	\$10.00

Mail to: Membership Chairperson, Old Pueblo Lapidary Club, 3118 N. Dale, Tucson, AZ 85712



The Business Meetings are held on the 2nd Saturday of each month. A pre-meeting social hour (except for the December meeting) is at 8:00 a.m., followed by an educational program, and ends with the monthly meeting. Visitors are most welcome.